

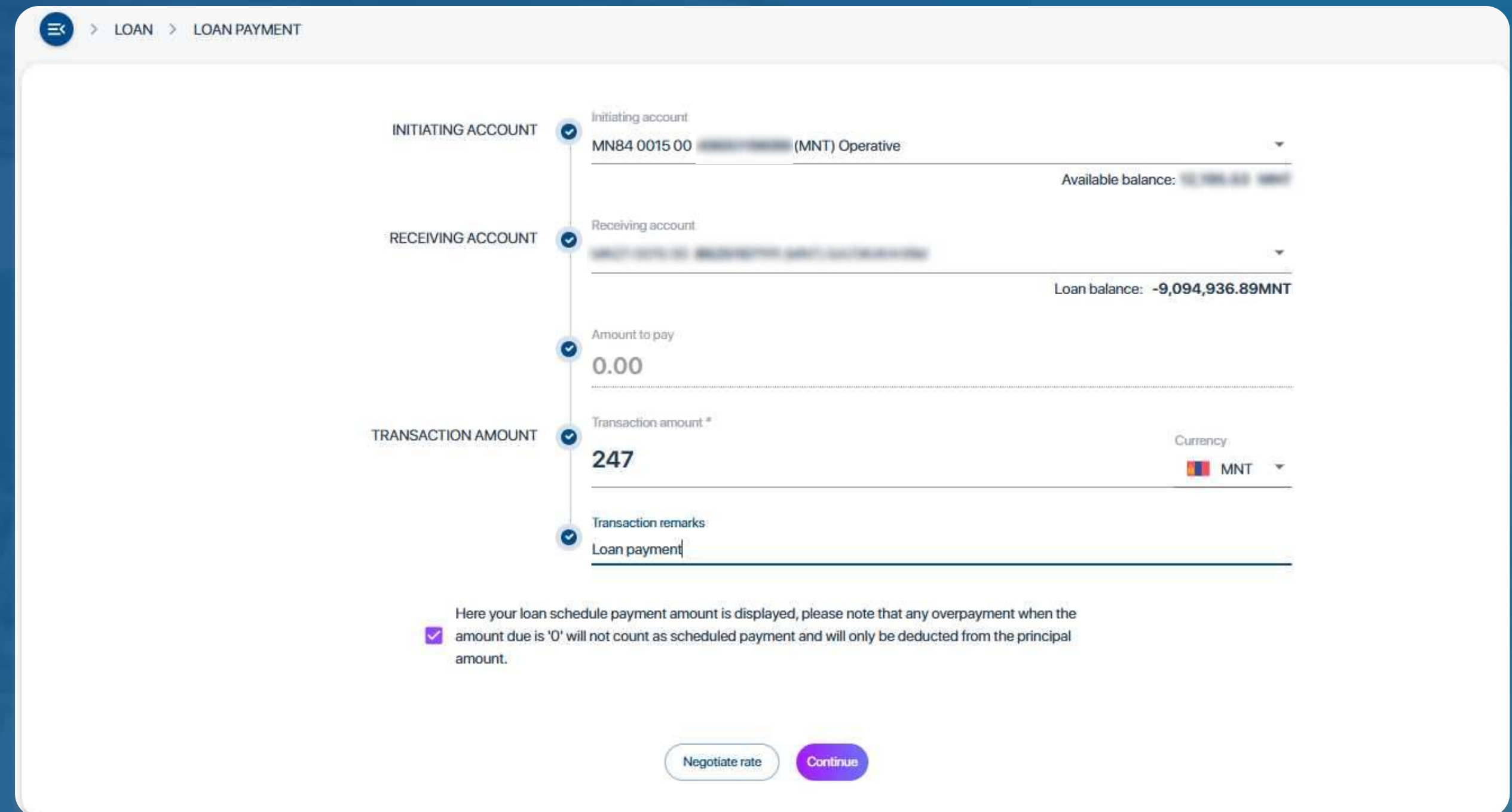
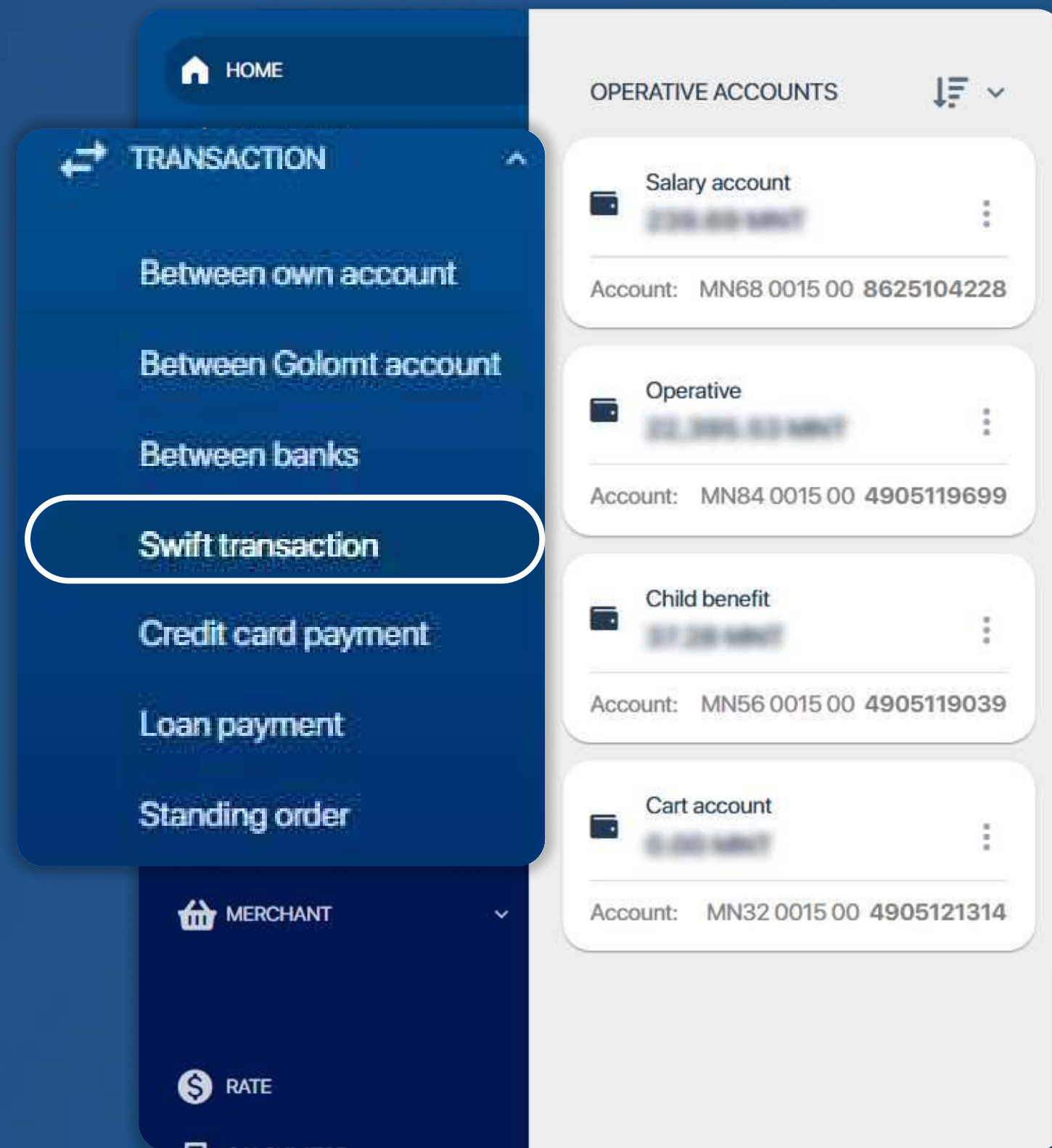


User guide >>>>>

# INTERNET BANK

TRANSACTION- LOAN PAYMENT

# Transaction- Loan payment



## STEP 1


Log in to the egolomt.mn website and go to the "Transactions - Loan Payments" menu in the main section on the left.


## STEP 2

Enter the information in the transaction field, activate the overpayment button, and click the "Continue" button.

# Transaction- Loan payment

LOAN > LOAN PAYMENT

  
Transaction type  
**Loan payment**

 Please double-check your transaction information. The bank will not be responsible for the risk arising of incorrect information.

SENDER	
Bank	Golomt Bank
Customer name	БЭЛГЭЭНИЙН ЭРХЭМТЭГЭЙТ
Sender account	УНДЭН ДЭНГЭЭН ДЭНГЭЭНИЙН ДЭНГЭЭ
RECEIVER	
Bank	Golomt Bank
Customer name	БЭЛГЭЭНИЙН ЭРХЭМТЭГЭЙТ
Receiving account	БЭЛГЭЭНИЙН
TRANSACTION INFORMATION	
Amount	10000000
Fee	No fee
Remarks	Loan payment

Back **Continue**

### STEP 3

Review the transaction information and click the "Continue" button to successfully pay off the loan.

Wishing you all the best.